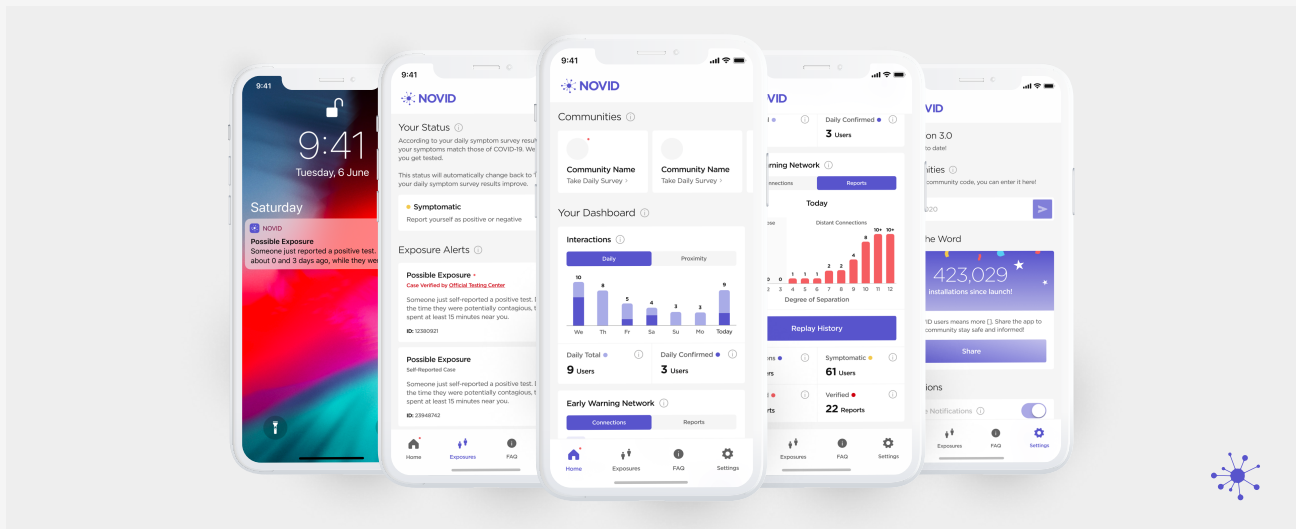


A large, stylized blue graphic of a virus particle, resembling a coronavirus, is centered on a white background. The virus has a central body with several protruding arms, each ending in a rounded, bulbous tip. The word "NOVID" is printed in white, bold, uppercase letters across the center of the virus's body.

# NOVID

Press Kit September 2020

# About



NOVID represents a paradigm shift in digital contact tracing and exposure notification technology.

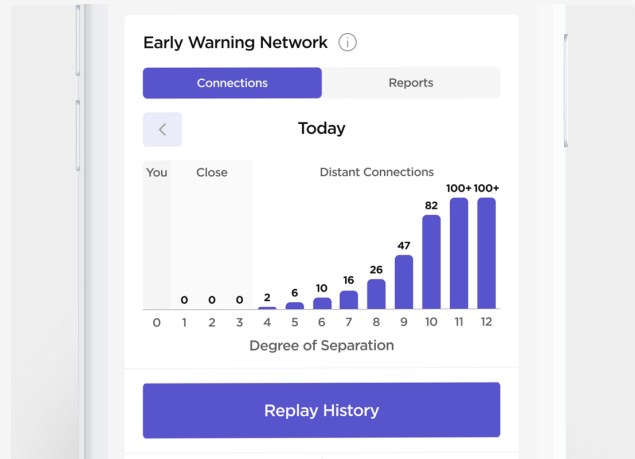
Using a combination of ultrasound, Bluetooth, and Wi-Fi, NOVID builds an anonymous network that gives users the ability to visualize the spread of COVID-19 in their personal networks. Network theory provides the backbone for this **pre-exposure notification system, which is unique to NOVID.**

Unlike other digital systems, NOVID alerts you of how many relationships away the COVID-19 cases are from you. Importantly, this puts control into the hands of the individual, so that they can directly protect themselves and those around them.

# How it works

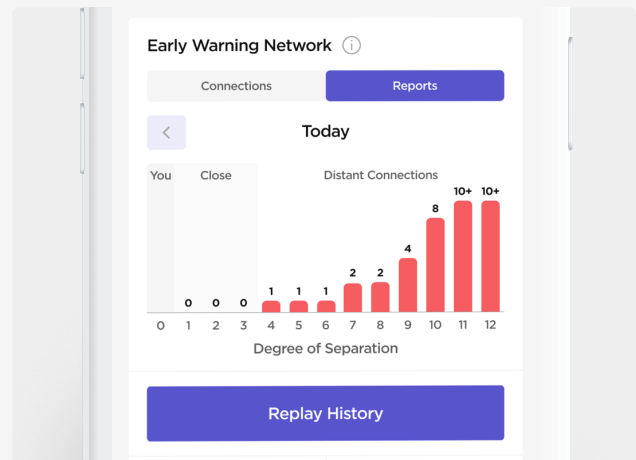
## Connections Network

NOVID builds an anonymous network of users based on interactions between devices, measured by a combination of high-accuracy ultrasonic technology, as well as Bluetooth and Wi-Fi sensors. Users can visualize their network up to twelve degrees of separation away.



## Reported Cases

Users can self-report positive test results. This visualization shows how “close” the cases are, in terms of degrees of separation. As the positive cases move closer to the user, the user is notified and can alter their behavior to stay vigilant. NOVID is the **only app that provides pre-exposure notifications.**



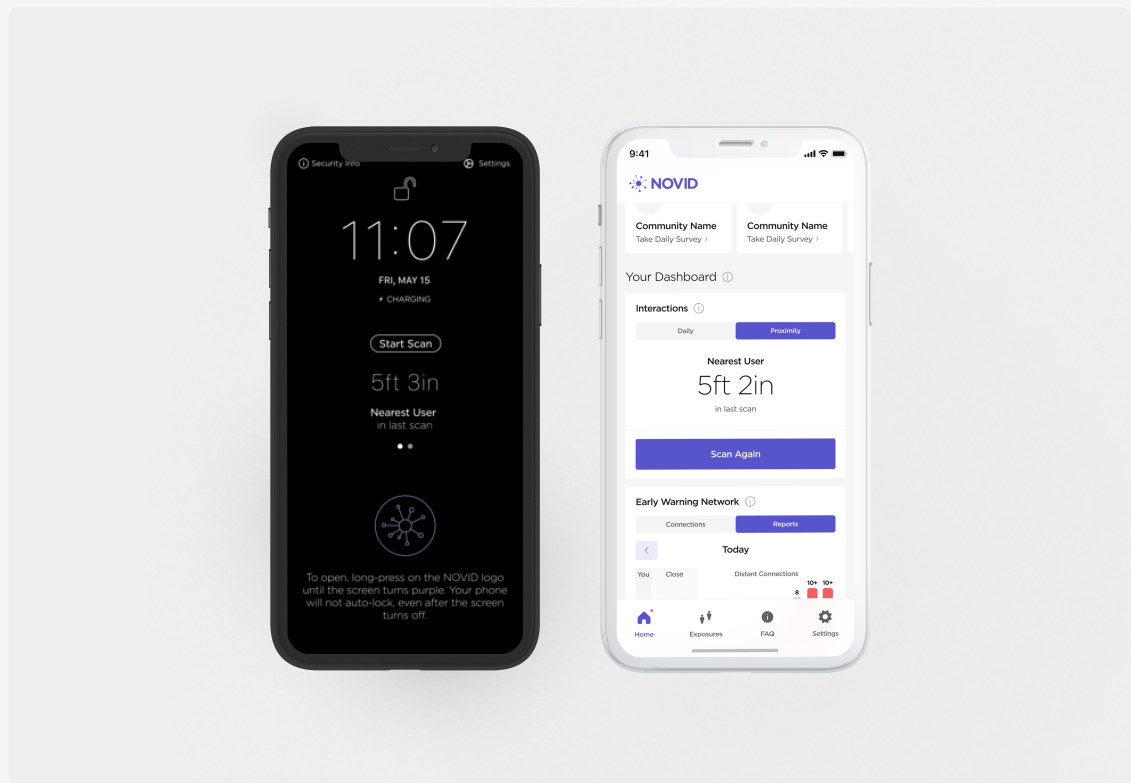
## For users

NOVID is available for free in the Apple and Google Play store & requires no personal information.

NOVID works seamlessly in the background on Android devices. On iOS devices, it is recommended that users put their device in “Standby Mode” for the most accurate proximity measurements. We also offer “Background Wi-Fi Mode” for iOS users, which operates seamlessly in the background, but with lower accuracy than ultrasonic sensing.

When users are in close proximity to each other, a connection is formed. Users will see connections in their “Connections” graph. As more users connect, the data expands to form a personal yet completely anonymous network.

If someone in that network reports a positive test result, it will appear on the “Reported Cases” graph. As this data evolves, users can make more informed decisions about behavior based on their own risk of infection.



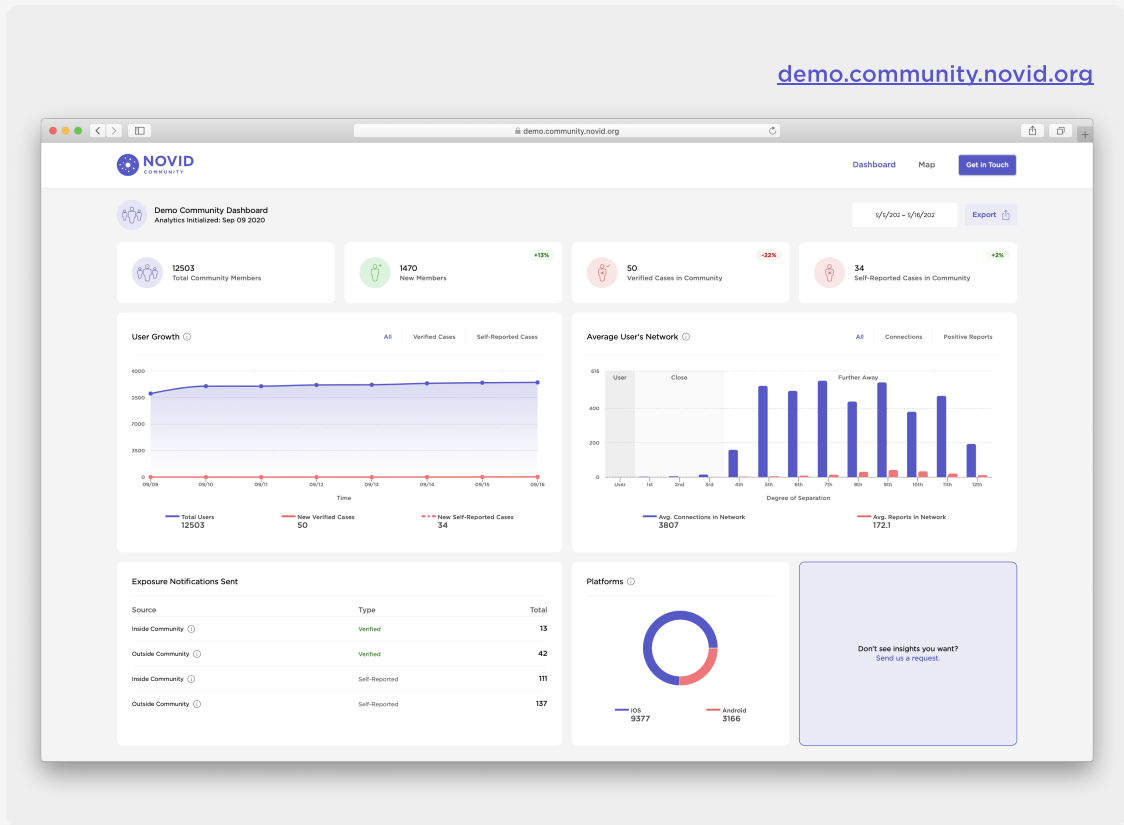
*Standby mode and distance measurement screens*

# For community partners

Admins of organizations or institutions can create **Communities**, or virtual groups of NOVID users. Community members can opt-in to share their anonymous data with admins.

This reveals previously unattainable community trends about the spread of COVID-19.

This data can be used to make better-informed decisions and keep your community safe.

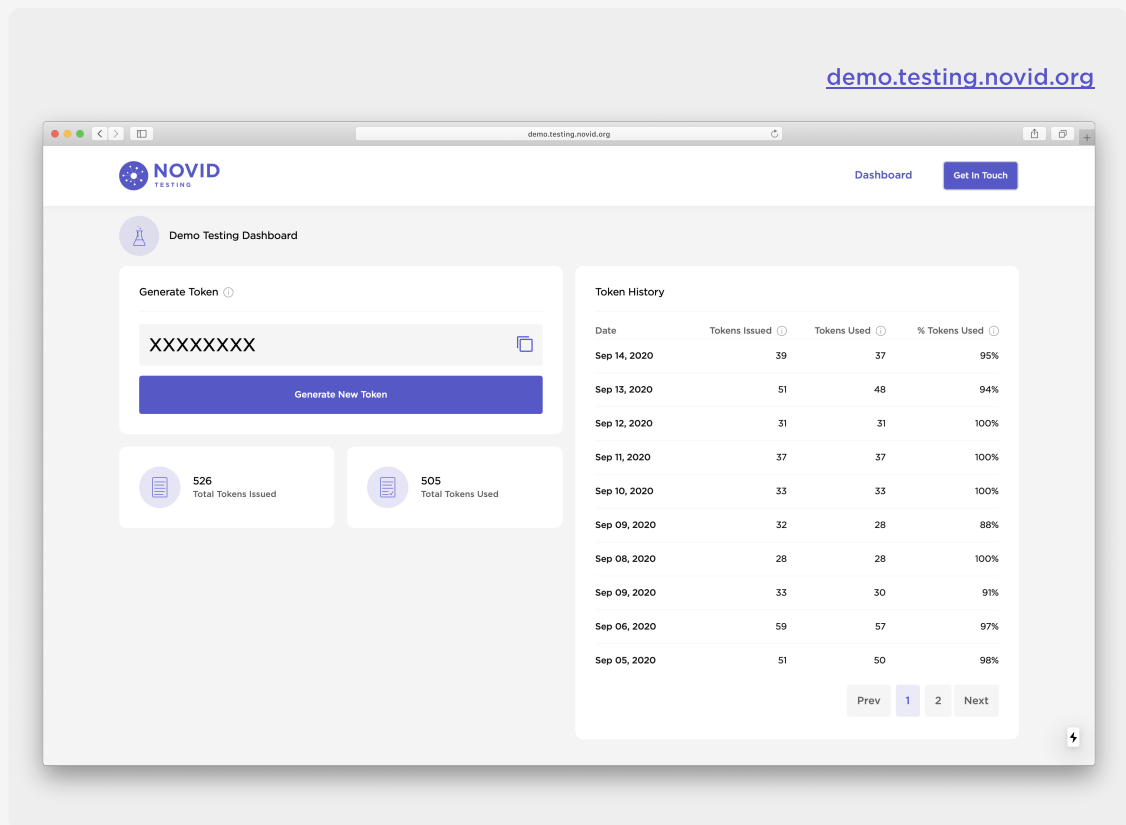


Admin view of communities dashboard

## For testing partners

COVID-19 Test providers can create one-time-use **Verification Tokens** for users to verify their self-reports. This enables a higher degree of legitimacy with in-app reporting, while providing a simple interface to testing providers who work with NOVID.

Our dashboards enable communities and individuals to make more confident decisions regarding the spread of COVID-19, since these tokens transform **Self-Reported** exposures into **Verified** exposures. **Verified** exposures can be held at a higher bar of veracity, since they can only be generated by users who received a verification token from a test provider.



Admin view of testing dashboard

Together, we can stop the spread.

[press@novid.org](mailto:press@novid.org)

